



METROPLAN

GREATER † FLAGSTAFF

3773 N Kaspar Dr.
Flagstaff, AZ 86004
www.metroplanflg.org
planning@metroplanflg.org

METROPLAN STRATEGIC ADVANCE

Date: Thursday, February 15, 2024

Time: 1:00 PM to 4:00 PM

Location: Arizona Department of Transportation (ADOT) Northcentral District Offices
1959 Woodlands Village Blvd. Navajo Bridge Training Room

GOAL:

To share successes of our 2024 workplan, discuss goals of a Vision Zero policy, and prioritize projects for grant applications.

AGENDA:

A. Welcome and Introductions

Staff Member-David Wessel, Master of Ceremonies

B. [Year in Review](#)

1. STAFF REPORT-2nd Quarter Financial Report

Staff Member-Kate Morley

Recommendation: None. This item is for information only.

C. [Strategic Plan Overview / Key Performance Indicators \(KPIs\)](#)

1. STAFF REPORT-KPIs

Staff Members-David Wessel, Mandia Gonzales, Sandra Tavel, Kim Austin

Recommendation: None. This item is for information and discussion only.

D. Visioning Vision Zero

Staff Member-Mandia Gonzales

E. Strategic Grants Process and Prioritization

Staff Member-Sandra Tavel

F. Wrap-up and Next Steps

Staff Member-David Wessel

G. Adjournment

Staff Member-David Wessel

PURSUANT TO A.R.S. §38-431.02, as amended, NOTICE IS HEREBY GIVEN to the general public that the following Notice of Possible Quorum is given because there may be a quorum of the MetroPlan Executive Board and Technical Advisory Committee, Flagstaff City Council and/or Coconino County Board of Supervisors present; however, no formal discussion/action will be taken by members in their role as the MetroPlan Executive Board and Technical Advisory Committee, Flagstaff City Council and/or Coconino County Board of Supervisors.

CERTIFICATION OF POSTING OF NOTICE

The undersigned hereby certifies that a copy of the foregoing notice was duly posted at www.metroplanflg.org on February 12, 2024 at 12:00 pm.

Karen Moeller, Clerk of the Board/Admin. Assistant

Dated this 12th day of February, 2024.



METROPLAN

GREATER † FLAGSTAFF

STAFF REPORT

REPORT DATE: January 29, 2024

MEETING DATE: February 15, 2024

TO: Honorable Chair and Members of the Executive Board

FROM: Kate Morley, Executive Director

SUBJECT: FY2024 Financial Update- Q2

1. RECOMMENDATION:

None. This item is for information only.

2. RELATED STRATEGIC WORKPLAN ITEM:

Goal 1: Maximize Funding for Transportation Projects and Programs.

Objective 1.4: Ensure good standing with funders.

3. BACKGROUND:

MetroPlan provides financial updates to the Executive Board approximately quarterly and more often as needed. The purpose of the financial report is to keep the Board apprised of MetroPlan's financial situation, particularly how revenue and expense budgets are tracking to actual activity. The financial report is also an opportunity for the Board to ask questions about the current budget and prepare for future budgets.

For Fiscal Year 2024 MetroPlan's financial performance in main budget categories is as follows:

- **Salary and Benefits:** MetroPlan budgeted \$734,626 annually and spent \$225,091 through the 2nd quarter. MetroPlan is projected to spend \$ approximately \$500,000 through the end of the fiscal year. Saving is from the delay in hiring TDM Planner and Safe Routes to School coordinator. The TDM Planner position has been hired in the 3rd quarter.
- **Operations:** MetroPlan budgeted \$223,875 and has spent \$30,460. Savings come from reduced payroll and IT expenses due to vacancies. Legal fees and financial services are anticipated to be over budget as we respond to two different sets of audit requests and update policies accordingly.



METROPLAN

GREATER † FLAGSTAFF

- Travel: MetroPlan budgeted \$18,000. Travel expenses are tracking to budget, and we anticipate spending the entire budget in FY2023.
- Projects: MetroPlan's projects budget is \$1,064,787, and expenses are at \$224,191. Projects are on track with the Downtown Mile and West Route expenses occurring now. It's likely some funds from Safe Streets for All and the Transit into Code Study will carry into FY2024.

4. TAC AND MANAGEMENT COMMITTEE DISCUSSION:

This item was not brought to the TAC nor the Management Committee.

5. FISCAL IMPACT:

Overall, MetroPlan is projected to be underspent. Grant funded not expended in FY2024 will be carried into FY2025.

6. ALTERNATIVES:

None. This item is for information only.

7. ATTACHMENTS:

Financial Report through December 31, 2023.

	FY2024 Adopted	FY2024 Q2
Revenue		
Formula Grants	\$2,149,522.00	\$268,113.17
Competitive Grants	\$200,680.02	\$19,604.82
Local Revenue	\$101,917.00	\$39,712.42
Total Revenue	\$2,452,119.02	\$327,430.41

	FY2024 Adopted	FY2024 Q2
Expenses		
Salary/ERE	\$734,626.00	\$225,091.16
Operating	\$223,875.00	\$30,459.91
Travel	\$18,000.00	\$14,449.58
Projects	\$1,064,787.00	\$224,190.72
Total Expenditures	\$2,041,288.00	\$494,191.37





METROPLAN

GREATER † FLAGSTAFF

STAFF REPORT

REPORT DATE: January 29, 2024

MEETING DATE: February 15, 2024

TO: Honorable Chair and Members of the Executive Board

FROM: Kate Morley, Executive Director

SUBJECT: Update on Key Performance Indicators (KPIs)

1. RECOMMENDATION:

None. This item is for information and discussion only.

2. RELATED STRATEGIC WORKPLAN ITEM:

This item reports on the progress of all strategic work plan items.

3. BACKGROUND:

At its June 1, 2023, Board meeting, the Board adopted a new Strategic Workplan. The Workplan included newly formed key performance indicators (KPIs) to help measure progress on the goals and objectives that would be shared with the Board quarterly. This report provides KPIs for the second quarter (*October- December*).

4. TAC AND MANAGEMENT COMMITTEE DISCUSSION:

This item was not presented to the TAC nor Management Committee.

5. FISCAL IMPACT:

There is no fiscal impact to updating the mission and vision.

6. ALTERNATIVES:

None. This item is for information and discussion only.



METROPLAN

GREATER † FLAGSTAFF

7. ATTACHMENTS:

KPI PowerPoint



METROPLAN
GREATER ↑ FLAGSTAFF

Strategic Plan Overview + Key Performance Measures (KPI)



METROPLAN

GREATER + FLAGSTAFF

VISION:

To create the finest transportation system in the country.

MISSION:

Leverage cooperation to maximize financial and political resources for a premier transportation system.

1

Maximize Funding for Transportation Projects and Programs

OBJECTIVES

- Objective 1.1:* Align capital and programmatic needs with priorities and fund sources.
- Objective 1.2:* Expand match and revenue generating options.
- Objective 1.3:* Coordinate partners' legislative priorities related to transportation.
- Objective 1.4:* Ensure good standing with funders.



KEY PERFORMANCE INDICATORS

1. Number funding opportunities sought
2. Amount of funding obtained
3. Develop annual legislative agenda and workplan
4. Clean audits and reviews



METROPLAN

GREATER † FLAGSTAFF

GOAL 1: MAXIMIZE FUNDING FOR TRANSPORTATION PROJECTS AND PROGRAMS

Trend

FY 2024 SNAPSHOT

Regional Total Awarded
\$38,380,133.00

Regional Total Pursued
\$96,468,164.00

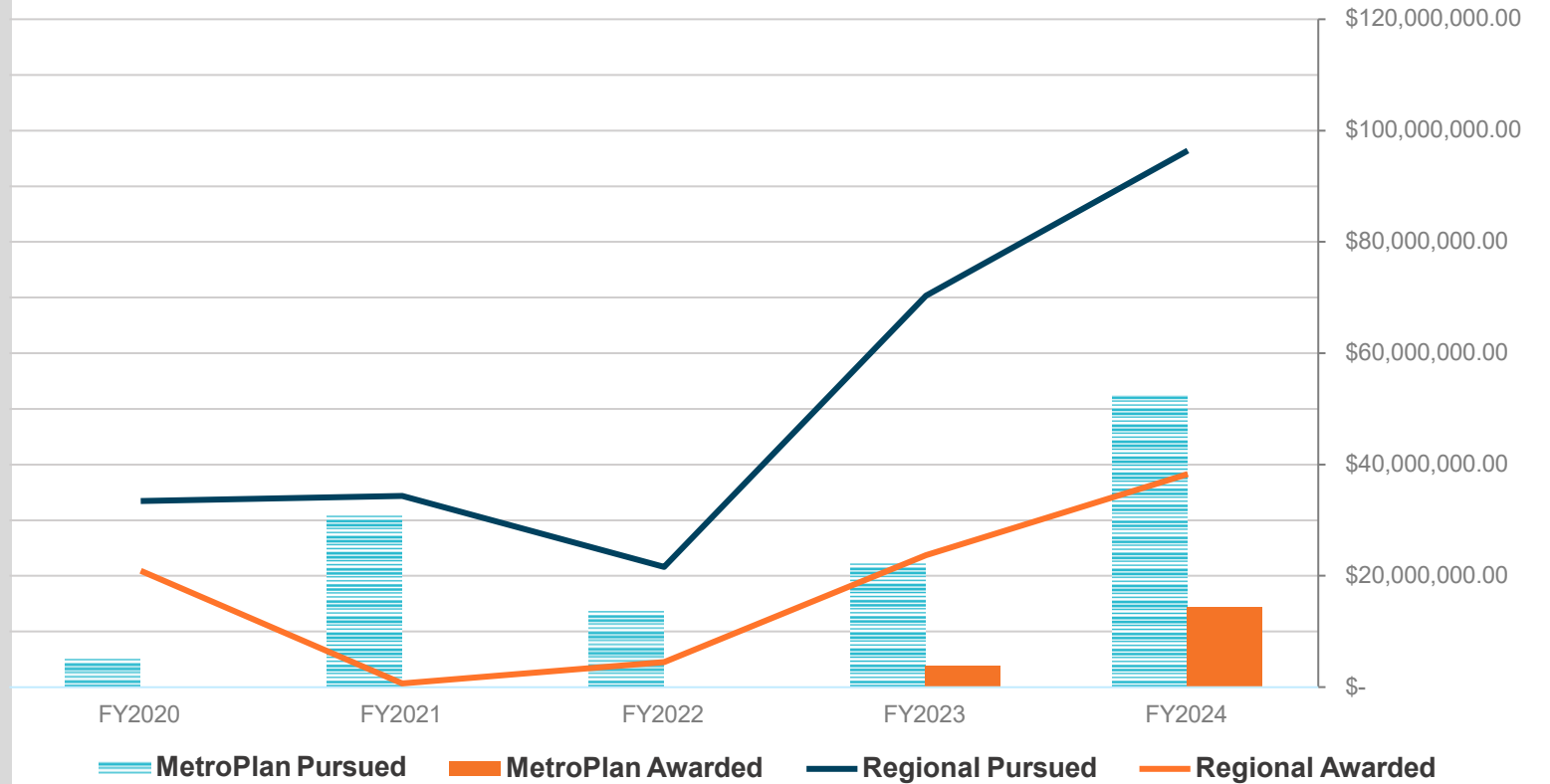
Grants Pursued 11

Grants Awarded* 6



**some pending*

Pursued vs Awarded | MetroPlan & Region



Regional amounts include partner and MetroPlan applications

2

Deliver Plans that Meet Partner and Community Needs

OBJECTIVES

- Objective 2.1:* Maintain trust through reliable and transparent project management.
- Objective 2.2:* Expand inclusion of transportation disadvantaged community members and organizations in planning processes from setting planning priorities to implementing outcomes.
- Objective 2.3:* Fill gaps in transportation data and make data accessible.
- Objective 2.4:* Position partners for successful implementation of plans.



KEY PERFORMANCE INDICATORS

1. Involvement of stakeholders in scoping through final recommendations
2. Participant demographics reflect community demographics
3. Number of new data sets collected and available on the website
4. Number of policy, project or other recommendations implemented



METROPLAN

GREATER + FLAGSTAFF








VISION:

To create the finest transportation system in the country.

MISSION:

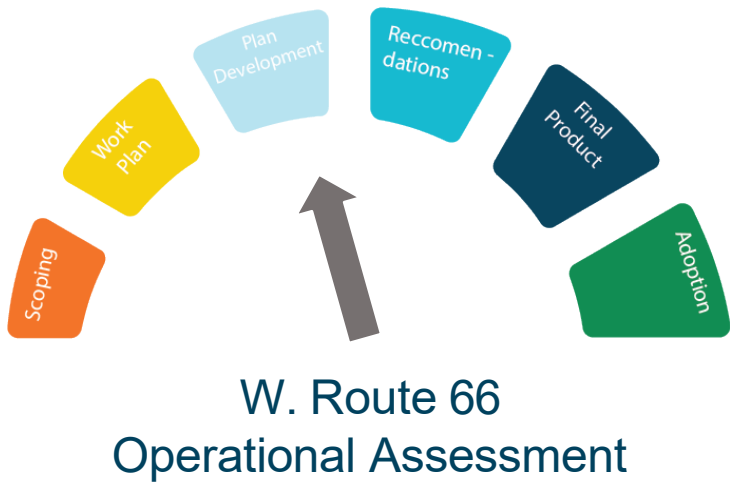
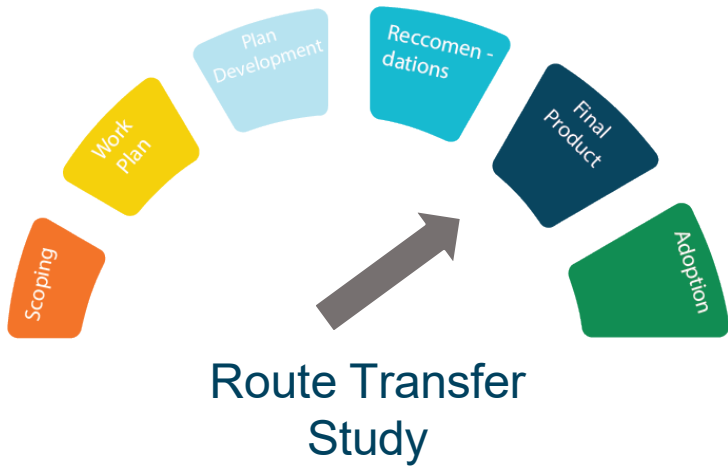
Leverage cooperation to maximize financial and political resources for a premier transportation system.

GOAL 2: DELIVER PLANS THAT MEET PARTNER AND COMMUNITY NEEDS

	Q1	Q2
 1. Involvement of stakeholders in scoping through final recommendations (Plans / Engagements)		
 2. Participant demographics reflect community demographics	N/A	N/A
 3. Number of new data sets collected and available on the website (year to date)	 YTD	 YTD
 4. Number of policies, project, or other recommendations implemented	0	0



Planning Dashboard



Coming Soon:

- Trip Diary
- Traffic Counts

3

Build MetroPlan's Visibility in the Community

OBJECTIVES

Objective 3.1: Educate, inspire, and empower individuals in the planning process through creative education opportunities, public events, and demonstrations.

Objective 3.2: Expand MetroPlan's visibility through branding and marketing - social media, print, and digital materials.

Objective 3.3: Promote the value MetroPlan brings to the community.



KEY PERFORMANCE INDICATORS

1. Number of public outreach events attended or organized
2. Number of people/organizations interacted with annually
3. Number of follower/ subscribers to social media and e-news sign-ups
4. Number of people reached through other media such as direct mailers, poster



METROPLAN

GREATER + FLAGSTAFF





VISION:

To create the finest transportation system in the country.

MISSION:

Leverage cooperation to maximize financial and political resources for a premier transportation system.

GOAL 3: BUILD METROPLAN'S VISIBILITY IN THE COMMUNITY

	Q1	Q2
 1. Number of public outreach events attended or organized	0	0
 2. Number of people/organizations interacted with annually	0	3
 3. Number of <u>new</u> followers/ subscribers to social media and e-news sign-ups	44	40
 4. Number of people reached through other media such as direct mailers, surveys, poster distribution, etc.	152	0



METROPLAN

GREATER † FLAGSTAFF

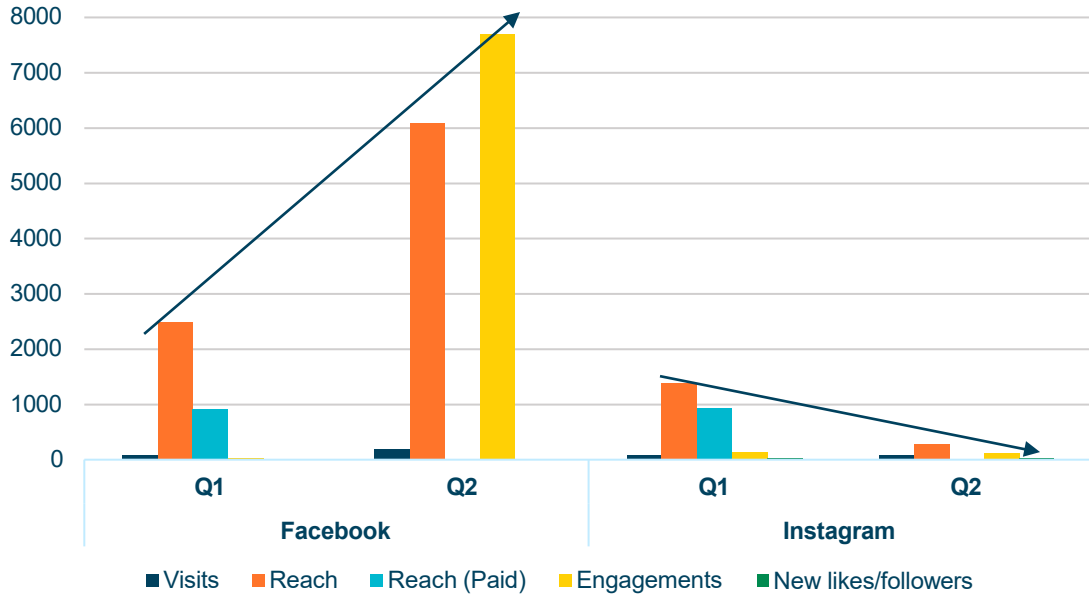
GOAL 3: BUILD METROPLAN'S VISIBILITY IN THE COMMUNITY



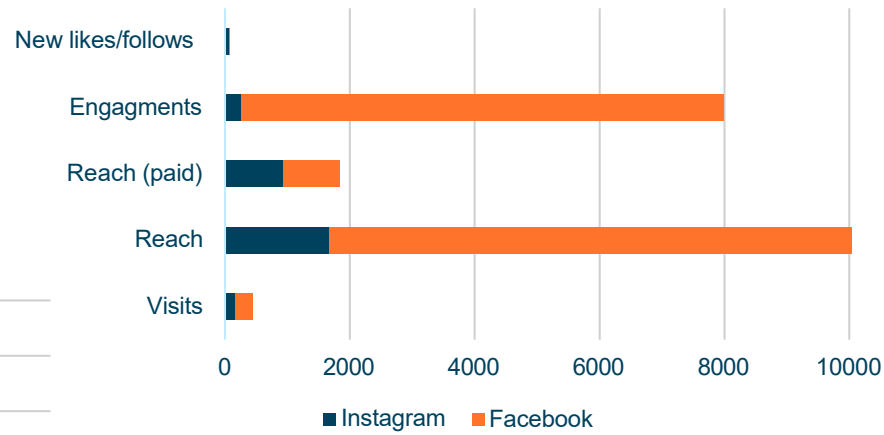
Total of social media followers:

- ▶ Facebook 90
- ▶ Instagram 191

Social Media By Quarter



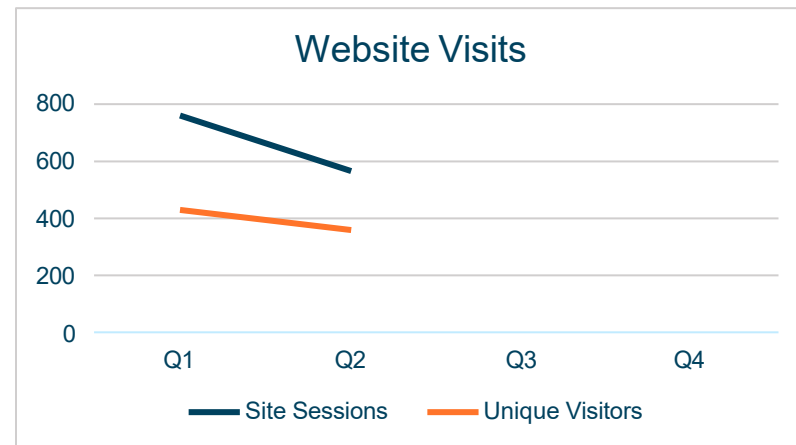
Cumulative Totals



Site Sessions: Is a visit to your site. A unique visitor can have more than one site session

Unique visitors: The number of people that visited your website.

Website Visits



4

Implement Programs that Encourage Mode Shift

OBJECTIVES

Objective 4.1: Conduct community-oriented multimodal demonstration and pilot projects.

Objective 4.2: Implement programs at K-12 schools to reduce parent pick up and drop off.

Objective 4.3: Educate the public about economic, health, congestion, climate, equity and other benefits of multimodal transportation.



KEY PERFORMANCE INDICATORS

1. Increase % of trips made by walking, cycling, micro-mobility and public transit
2. Reduction in K-12 school traffic
3. Number of programs, pilots and demonstrations conducted



METROPLAN

GREATER + FLAGSTAFF

VISION:

To create the finest transportation system in the country.

MISSION:

Leverage cooperation to maximize financial and political resources for a premier transportation system.

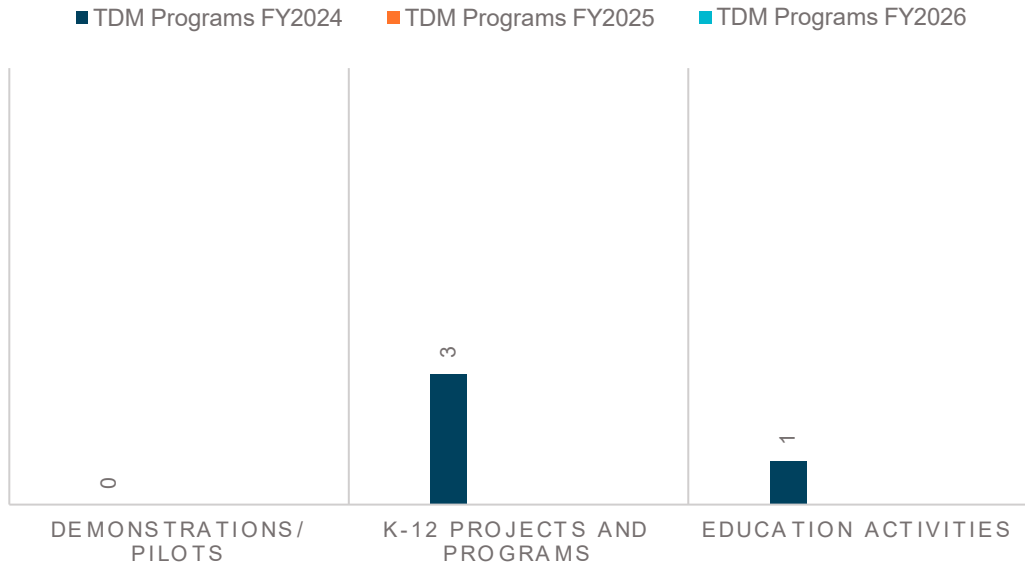


METROPLAN

GREATER † FLAGSTAFF

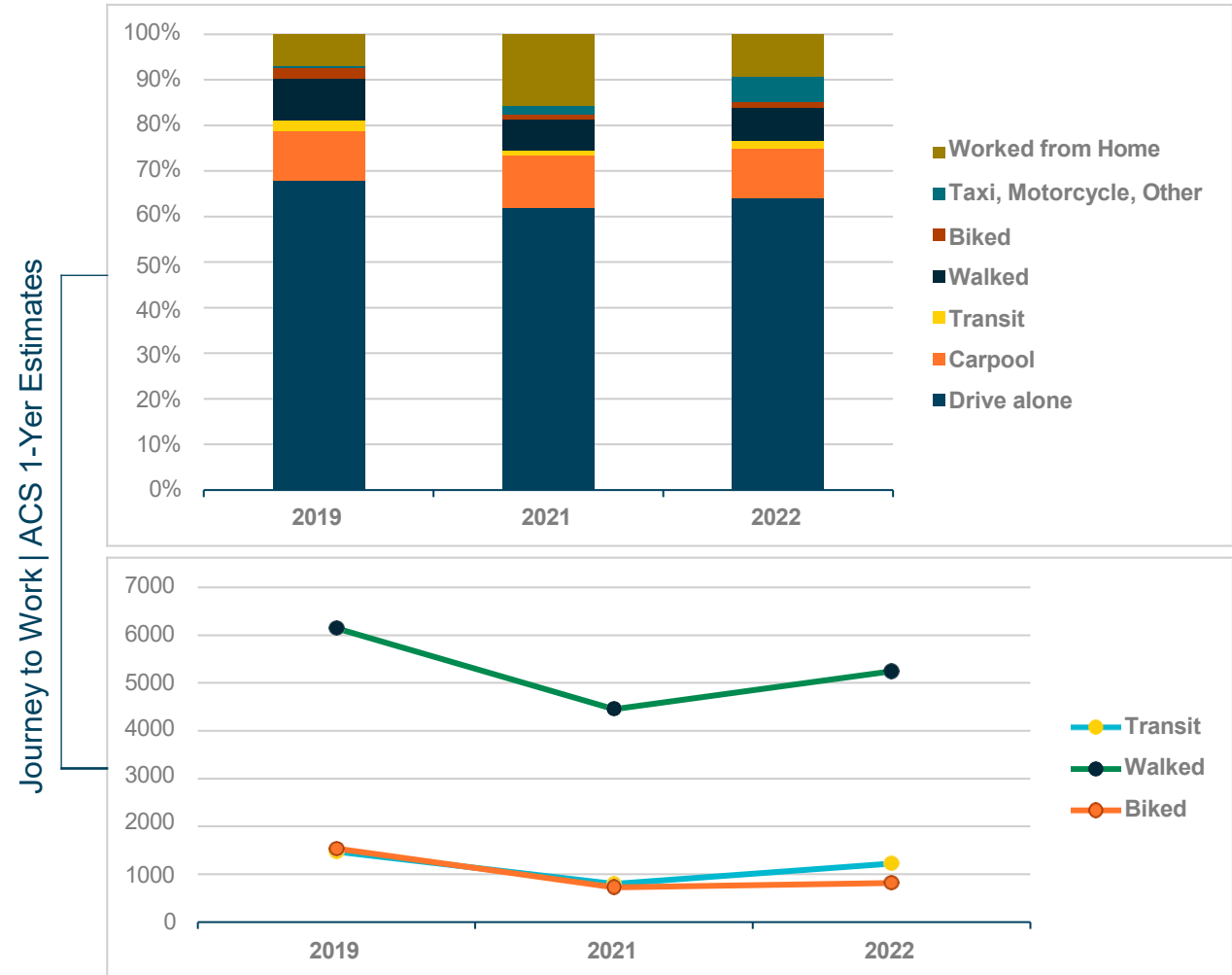
GOAL 4: IMPLEMENT PROGRAMS THAT ENCOURAGE MODE SHIFT

TDM PROGRAMS



Reduction in K-12 school traffic

➤ *MetroPlan received a Transportation Alternatives program to support*



MetroPlan Funding Matrix

Confidence or Probability Level: High Medium Low

This document will be updated regularly as new information becomes available.

Annual Funding									
Source	Program	Abbreviation	Amount	Staff	Overhead	Planning / Data	Construction	Match	Eligible Activity
FHWA - ADOT	Metropolitan Planning	PL	\$110,000						Multimodal planning and programming
FHWA-ADOT	State Planning & Research	SPR	\$125,000						
FHWA-ADOT	Carbon Reduction Program	CRP	\$164,000						
FHWA - ADOT	Surface Transportation Block Grant	STBG	\$430,500						
FTA	Metropolitan & Statewide Planning	5305	\$36,000						
Local	General Funds	Local	\$27,500						

In-State Competitive Grants										
Source	Program	Abbreviation	Range Amount	Staff	Overhead	Planning / Data	Construction	Match	Eligible Activity	NOFO* Est. date
FHWA-ADOT	Highway Safety Improvement Program	HSIP	Non-Infrastructure (MIN.) \$100,000					90/10 Up to 100% if project qualifies	Highway safety improvement projects, which are defined very broadly, from rumble strips and widened shoulders to data collection and safety planning. Safety Education Campaigns. Automated Enforcement Programs. Non-Fed. Share for TAP	Feb.
FHWA - ADOT	Transportation Alternative Program	TAP	TBD					80/20	Recreational trails, bike/ped projects, micromobility, stormwater mitigation, vegetation mgmt., wildlife mgmt., SRTS, and other types of transportation alternatives	
FHWA-ADOT	Bridge Formula Program (includes off-system bridges)	BFP	TBD						Replace, rehabilitate, preserve, protect and construct prides on public roads	June
FTA-ADOT	Metropolitan & Statewide Planning	5305	\$300,000							
ADOT	Federal Lands Access Program	FLAP	\$250,000 - \$30,000,000						Roads, bridges, trails, transit systems and other facilities that improve multimodal transportation.	2025
AZ State Parks	Competitive OHV Grant		\$10,000 - \$750,000					State funded - no match Fed. Funded - 5.7% match	Various grant types - wayfinding, law enforcement, emergency and mitigation, development and/or maintenance of trails.	June

MetroPlan Funding Matrix

AZ State Parks	Heritage Fund – Non-Motorized Trails Grant		\$5,000 - \$100,000				★		75/25	Trail projects, outdoor environmental education programs, local, regional, and state parks, as well as historic preservation projects.	July
AZ State Parks	Recreational Trails Program - Non-Motorized	RTP	Up to \$150,000				★		94.3/5.7	Trail development, maintenance, pedestrian uses (hiking, running, ADA-accessibility improvements-trails, signs, education), bicycling, equestrian, off-road motorcycling, all-terrain vehicle riding,	
FRA/ADOT	Railway Highway Crossings Program	RHCP	TBD				★		100%	Eliminate hazards at crossings, decrease fatalities, protective devices, signage	

In-State Partnership Opportunity										
				Eligible Uses					NOFO*	
Source	Program	Abbreviation	Range Amount	Staff	Overhead	Planning	Construction	Match	Eligible Activity	Est. date
ADOT	Surface Transportation Block Grant	STBG	Varies (Formula based)				★		Bridges, public roads, and transit capital projects.	Dec. 2022
ADOT	Carbon Reduction Program	CRP	Varies (Formula based)						Transportation projects or programs that reduce congestion and improve air quality. CMAQ funding can be used for both capital and operating expenses.	
ADOT	Safe Routes to School Program	SRTS	Varies (Formula based)							
ADOT	National Electric Vehicle Infrastructure Formula Program	NEVI	Varies (Formula based)						NEVI Formula funds will not be made available to a State for obligation until the State has submitted to the Joint Office of Energy and Transportation, and FHWA has approved, the State's Electric Vehicle Infrastructure Deployment Plan.	

National Competitive Grants										
				Eligible Uses					NOFO*	
Source	Program	Abbreviation	Range Amount	Staff	Overhead	Planning	Construction	Match	Eligible Activity	Est. date
USDOT	Rebuilding American Infrastructure Sustainably and Equitably	RAISE	\$1,000,000 - \$25,000,000			★	★	Up to 100% federal share for "rural" projects	Local or regional projects that improve safety, environmental sustainability, quality of life, economic competitiveness, state of good repair, and community connectivity.	Jan. 2022
USDOT	Multimodal Projects Discretionary Fund: MEGA, INFRA, Rural Surface	MPDG: INFRA, MEGA, Rural Surface				★	★		A single application is eligible for INFRA, MEGA, and Rural Surface Transportation Grants.	
USDOT	Infrastructure for Rebuilding America	INFRA	\$5,000,000-\$25,000,000			★	★	60% grant cost share/80% Fed. Share (Max.)	Improve freight movements - safety, generate economic benefits, reduce congestion, enhance resiliency.	

MetroPlan Funding Matrix

National Competitive Grants										
				Eligible Uses						NOFO*
USDOT	Mega Grant	MEGA	No Min./Max.				★	60% grant cost share/80% Fed. Share (Max.)	Support large, complex projects that are difficult to fund by other means and likely to generate national or regional economic, mobility, or safety benefits.	
USDOT	Rural Surface Transportation Grant Program		\$25,000,000 max (no min.)				★	60% grant cost share/80% Fed. Share (Max.)	Highway, bridge, or tunnel projects that meet HPP or STBG projects criteria.	
FHWA	Advanced Transportation and Congestion Management Technologies Deployment	ATCMTD	\$5,000,000 - \$25,000,000			★	★		ATIS, ATMT, infrastructure maintenance and monitoring, APTS, TSP, advanced safety systems, ITS, elec. Pricing and payment systems, etc.	June
FRA	Consolidated Rail Infrastructure & Safety Improvement Program		TBD				★		Measures that prevent trespassing and injuries and fatalities associated with trespassing. Capital projects – such as track, station and equipment improvements, congestion mitigation, grade crossings, and track relocation, and deployment of railroad safety technology	Aug.
FTA	All Stations Accessibility Program	ASAP	TBD						Planning related to pursuing public transportation accessibility projects, assessments of accessibility, or assessments of planned modifications to legacy stations or facilities for passenger use.	July
FHWA	Bridge Investment Program		TBD						Replace, rehabilitate, preserve, protect bridges on the National Bridge Inventory. Modify for bike and peds.	
FHWA	Advanced Transportation Technologies & Innovative Mobility Deployment		TBD						Improve safety, mobility, efficiency, system performance, intermodal connectivity, and infrastructure return on investment	
FHWA	Highway Research & Development Program		TBD							
FRA	Railroad Crossing Elimination Program		TBD						Funds highway-rail or pathway-rail grade crossing improvements that focus on safety and mobility of people and goods.	
USDOT	Strengthen Mobility and Revolutionizing Transportation	SMART	TBD						ITS elements - smart grid, TSP, systems integration, connected vehicles, coordinated automation, etc.	Sep.

MetroPlan Funding Matrix

National Competitive Grants										
				Eligible Uses					NOFO*	
FTA	Pilot Program for Transit Oriented Development (Planning)		\$250,000 (min.)					80/20	Comprehensive planning, multimodal connectivity and accessibility, improve transit access for pedestrians and bicycle traffic, enable mixed-use development near transit	May
USDOT	Active Transportation Infrastructure Investment Program		TBD						Active transportation projects. This can include micromobility stations and vehicles as part of the active transportation network.	
USDOT	Safe Streets and Roads for All	SS4A	Planning: \$200,000 - \$1,000,000 (\$5m - MPO) Capital projects: \$5,000,000 - \$30,000,000 (\$50m- MPO)					80/20	1. Develop or update a Comprehensive Safety Action Plan. 2. Conduct planning, design, and development activities in support of an Action Plan. 3. Carry out projects and strategies identified in an Action Plan.	June
USDOT	Reconnecting Communities Pilot Program		Planning: Up to \$2,000,000 Capital projects: Up to \$5,000,000					80/20 (P) 50/50 (C)	Remove, retrofit, or mitigate highways or other facilities that create barriers to community connectivity. Planning: Traffic patterns, mobility needs, public engagement activities, other planning required in advance of capital project(s)	Summer 2022
FTA	Innovative Coordinated Access Grant		No Min./Max.					80/20	Innovative capital projects for the transportation disadvantaged that improve the coordination of non-emergency medical transportation services.	Oct.
FTA	Mobility for All		TBD					80/20	employing mobility management strategies, vehicle purchase, IT purchase, leasing equipment or a facility for use in public transportation etc.	Oct.
	Healthy Streets Program		TBD					80/20	supports expanding tree coverage, reductions in urban heat islands, and porous pavement installation in flood-prone areas	

Finance, Loans, Other										
				Eligible Uses					NOFO*	
Source	Program	Abbreviation	Range Amount	Staff	Overhead	Planning	Construction	Match	Eligible Activity	Est. date
USDOT	Transportation Infrastructure Finance and Innovation Act	TIFIA	Financing						Surface transportation projects - transit, electrification of buses, intermodal freight transfer facilities.	N/A

MetroPlan Funding Matrix

Finance, Loans, Other											
				Eligible Uses						NOFO*	
ADOT	Emergency Relief Program	ER								Natural or manmade disaster funds. Must be declared a disaster from the President of Governor. Funding can only be used to make repairs.	N/A

Non-Federal Grants										
				Eligible Uses						NOFO*
Source	Program	Abbreviation	Range Amount	Staff	Overhead	Planning	Construction	Match	Eligible Activity	Est. date
Private	AARP Livable Communities Grant		Average grant amount \$11,500 - no ceiling.						Transportation and Mobility: Connectivity, walkability, bikeability, wayfinding, access to transportation options and roadway improvements.	Jan.
Private/ CDC	America Walks Community Change Grants		Varies						Programs and projects that advance walkability	
Private	American Trails - Trail Fund		\$2,000 - \$15,000					20/80		Feb.
Private	Bloomberg Philanthropies		Up to \$25,000						Asphalt Art Initiative Grant	April
Private	People for Bikes – Big Jump Grant		Up to \$10,000					50%	Bike paths, lanes, trails and bridges. Bike racks, parking, repair stations, and storage	

*NOFO release dates are estimates based on 2022 and older release dates. Release dates are subject to change.

Items "greyed" will be updated as new information becomes available. Any funding amounts shown may represent previous awards.

RESOURCES:

https://www.whitehouse.gov/wp-content/uploads/2022/01/BUILDING-A-BETTER-AMERICA_FINAL.pdf

<https://www.whitehouse.gov/build/>

<https://t4america.org/ijja/?eType=EmailBlastContent&eId=e95adace-4f0e-4813-8cb9-a24b3c0ae2f7>

<https://www.transportation.gov/bipartisan-infrastructure-law/upcoming-notice-funding-opportunity-announcements-2022>



Eligibility Table

Annual Funding									
				Eligible Applicants					
Source	Program	Abbreviation	Amount	MetroPlan	City of Flagstaff	Coconino County	Mountain Line	ADOT	NAU
FHWA - ADOT	Metropolitan Planning	PL	\$110,000	✓					
FHWA - ADOT	State Planning & Research	SPR	\$125,000	✓					
FHWA - ADOT	Surface Transportation Block Grant	STBG	\$430,500	✓	✓	✓	✓	✓	✓
FTA	Metropolitan & Statewide Planning	5305	\$36,000	✓					
Local	General Funds	Local	\$27,500	✓					

In-State Competitive Grants									
				Eligible Applicants					
Source	Program	Abbreviation	Range Amount	MetroPlan	City of Flagstaff	Coconino County	Mountain Line	ADOT	NAU
FHWA-ADOT	Highway Safety Improvement Program	HSIP	\$5,000,000	✓	✓	✓		✓	✓
FHWA - ADOT	Transportation Alternative Program	TAP	\$1,000,000		✓	✓	✓	✓	✓
FHWA-ADOT	Bridge Formula Program (includes off-system bridges)	BFP	TBD		✓	✓			
FTA-ADOT	Metropolitan & Statewide Planning	5305	\$300,000	✓			✓		✓
FHWA - ADOT	Federal Lands Access Program	FLAP	\$250,000 - \$30,000,000						
FHWA - AZ State Parks	Competitive OHV Grant		\$10,000 - \$750,000	✓	✓	✓	✓	✓	✓
FHWA - AZ State Parks	Heritage Fund – Non-Motorized Trails Grant		\$5,000 - \$100,000	✓	✓	✓		✓	
FHWA - AZ State Parks	Recreational Trails Program	RTP	Up to \$150,000	✓	✓	✓		✓	
FRA/ADOT	Railway Highway Crossings Program	RHCP	TBD	✓	✓	✓		✓	✓

In-State Partnership Opportunity									
Source	Program	Abbreviation	Range Amount	Eligible Applicants					
				MetroPlan	City of Flagstaff	Coconino County	Mountain Line	ADOT	NAU
FHWA - ADOT	Surface Transportation Block Grant	STBG	Varies (Formula based)	✓	✓	✓	✓	✓	✓
FHWA - ADOT	Carbon Reduction Program		Varies (Formula based)	✓					
FHWA - ADOT	Safe Routes to School Program	SRTS	Varies (Formula based)						
FHWA - ADOT	National Electric Vehicle Infrastructure Formula Program	NEVI	Varies (Formula based)						

National Competitive Grants									
Source	Program	Abbreviation	Range Amount	Eligible Applicants					
				MetroPlan	City of Flagstaff	Coconino County	Mountain Line	ADOT	NAU
USDOT	Rebuilding American Infrastructure Sustainably and Equitably	RAISE	\$1,000,000 - \$25,000,000	✓	✓	✓		✓	
USDOT	Multimodal Projects Discretionary Fund: MEGA, INFRA, Rural Surface	MPDG: INFRA, MEGA, Rural Surface		<i>See information below</i>					
USDOT	Infrastructure for Rebuilding America	INFRA	\$5,000,000-\$25,000,000		✓	✓	✓	✓	
USDOT	Mega Grant	MEGA	No Min./Max.	✓	✓	✓	✓	✓	
USDOT	Rural Surface Transportation Grant Program		\$25,000,000 max (no min.)	✓	✓	✓		✓	
FHWA	Advanced Transportation and Congestion Management Technologies Deployment	ATCMTD	\$5,000,000 - \$25,000,000	✓	✓	✓	✓	✓	✓
FRA	Consolidated Rail Infrastructure & Safety Improvement Program		TBD	✓	✓	✓	✓	✓	

FTA	All Stations Accessibility Program	ASAP	TBD	✓	✓	✓	✓	✓	
FHWA	Bridge Investment Program		TBD		✓	✓	✓	✓	
FHWA	Advanced Transportation Technologies & Innovative Mobility Deployment		TBD						
FHWA	Highway Research & Development Program		TBD						
FRA	Railroad Crossing Elimination Program		TBD	✓	✓	✓		✓	
USDOT	Strengthen Mobility and Revolutionizing Transportation	SMART	TBD	✓	✓	✓	✓	✓	
FTA	Pilot Program for Transit Oriented Development		TBD	✓	✓	✓	✓	✓	
USDOT	Active Transportation Infrastructure Investment Program		TBD	✓	✓	✓		✓	
USDOT	Safe Streets and Roads for All	SS4A	Planning: \$200,000 - \$1,000,000 (\$5m - MPO) Capital projects: \$5,000,000 - \$30,000,000 (\$50m- MPO)	✓	✓	✓	✓		
USDOT	Reconnecting Communities Pilot Program		Planning: Up to \$2,000,000 Capital projects: Up to \$5,000,000	✓	✓	✓		✓	
FTA	Innovative Coordinated Access Grant		No Min./Max.		✓	✓	✓		
FTA	Mobility for All		TBD		✓	✓	✓		
USDOT	Healthy Streets Program		TBD						

Finance, Loans, Other									
				Eligible Applicants					
Source	Program	Abbreviation	Range Amount	MetroPlan	City of Flagstaff	Coconino County	Mountain Line	ADOT	NAU
USDOT	Transportation Infrastructure Finance and Innovation Act	TIFIA	Finance		✓	✓			
ADOT	Emergency Relief Program	ER			✓	✓			
Non-Federal Grants									
				Eligible Applicants					
Source	Program	Abbreviation	Range Amount	MetroPlan	City of Flagstaff	Coconino County	Mountain Line	ADOT	NAU
Private	AARP Livable Communities Grant		Average grant amount \$11,500 - no ceiling.	✓	✓	✓	✓		
Private/ CDC	America Walks Community Change Grants		Varies						
Private	American Trails - Trail Fund		\$2,000 - \$15,000	✓	✓	✓	✓		
Private	Bloomberg Philanthropies		Up to \$25,000						
Private	People for Bikes – Big Jump Grant		Up to \$10,000	✓	✓	✓	✓	✓	✓

1-3 Year Strategic Workplan

Adopted: June 1, 2023



VISION:

To create the finest transportation system in the country.

MISSION:

Leverage cooperation to maximize financial and political resources for a premier transportation system.

GUIDING PRINCIPLES

Focused

- Adopts clearly delineated objectives
- Provides ambitious and credible solutions
- Strategically plans for political and financial realities and possibilities

Leverages Resources

- Strategically leverages project champions and other plans
- Writes and secures competitive grants

Leads Regional Partners

- Provides targeted, effective and prolific communication to "speak with one voice"
- Advocates for implementation, coordination and commitment
- Provides collaborative leadership among and through its partners
- Accountable for leveraging plans that lead to successful construction and services

Builds Trust and Credibility

- Exhibits integrity in its work products
- Exercises openness and transparency
- Delivers on its promises

Plans for Resiliency

- Invests time and resources to expand mode choice

Fair and Equal Representative

1

Maximize Funding for Transportation Projects and Programs

OBJECTIVES

- Objective 1.1:* Align capital and programmatic needs with priorities and fund sources.
- Objective 1.2:* Expand match and revenue generating options.
- Objective 1.3:* Coordinate partners' legislative priorities related to transportation.
- Objective 1.4:* Ensure good standing with funders.



KEY PERFORMANCE INDICATORS

1. Number funding opportunities sought
2. Amount of funding obtained
3. Develop annual legislative agenda and workplan
4. Clean audits and reviews

2

Deliver Plans that Meet Partner and Community Needs

OBJECTIVES

- Objective 2.1:* Maintain trust through reliable and transparent project management.
- Objective 2.2:* Expand inclusion of transportation disadvantaged community members and organizations in planning processes from setting planning priorities to implementing outcomes.
- Objective 2.3:* Fill gaps in transportation data and make data accessible.
- Objective 2.4:* Position partners for successful implementation of plans.



KEY PERFORMANCE INDICATORS

1. Involvement of stakeholders in scoping through final recommendations
2. Participant demographics reflect community demographics
3. Number of new data sets collected and available on the website
4. Number of policy, project or other recommendations implemented

3

Build MetroPlan's Visibility in the Community

OBJECTIVES

Objective 3.1: Educate, inspire, and empower individuals in the planning process through creative education opportunities, public events, and demonstrations.

Objective 3.2: Expand MetroPlan's visibility through branding and marketing - social media, print, and digital materials.

Objective 3.3: Promote the value MetroPlan brings to the community.



KEY PERFORMANCE INDICATORS

1. Number of public outreach events attended or organized
2. Number of people/organizations interacted with annually
3. Number of follower/ subscribers to social media and e-news sign-ups
4. Number of people reached through other media such as direct mailers, poster

4

Implement Programs that Encourage Mode Shift

OBJECTIVES

Objective 4.1: Conduct community-oriented multimodal demonstration and pilot projects.

Objective 4.2: Implement programs at K-12 schools to reduce parent pick up and drop off.

Objective 4.3: Educate the public about economic, health, congestion, climate, equity and other benefits of multimodal transportation.



KEY PERFORMANCE INDICATORS

1. Increase % of trips made by walking, cycling, micro-mobility and public transit
2. Reduction in K-12 school traffic
3. Number of programs, pilots and demonstrations conducted

MetroPlan Funding Matrix

Confidence or Probability Level: High Medium Low

This document will be updated regularly as new information becomes available.

Annual Funding									
Source	Program	Abbreviation	Amount	Staff	Overhead	Planning / Data	Construction	Match	Eligible Activity
FHWA - ADOT	Metropolitan Planning	PL	\$110,000						Multimodal planning and programming
FHWA-ADOT	State Planning & Research	SPR	\$125,000						
FHWA-ADOT	Carbon Reduction Program	CRP	\$164,000						
FHWA - ADOT	Surface Transportation Block Grant	STBG	\$430,500						
FTA	Metropolitan & Statewide Planning	5305	\$36,000						
Local	General Funds	Local	\$27,500						

In-State Competitive Grants										
Source	Program	Abbreviation	Range Amount	Staff	Overhead	Planning / Data	Construction	Match	Eligible Activity	NOFO* Est. date
FHWA-ADOT	Highway Safety Improvement Program	HSIP	Non-Infrastructure (MIN.) \$100,000					90/10 Up to 100% if project qualifies	Highway safety improvement projects, which are defined very broadly, from rumble strips and widened shoulders to data collection and safety planning. Safety Education Campaigns. Automated Enforcement Programs. Non-Fed. Share for TAP	Feb.
FHWA - ADOT	Transportation Alternative Program	TAP	TBD					80/20	Recreational trails, bike/ped projects, micromobility, stormwater mitigation, vegetation mgmt., wildlife mgmt., SRTS, and other types of transportation alternatives	
FHWA-ADOT	Bridge Formula Program (includes off-system bridges)	BFP	TBD						Replace, rehabilitate, preserve, protect and construct prides on public roads	June
FTA-ADOT	Metropolitan & Statewide Planning	5305	\$300,000							
ADOT	Federal Lands Access Program	FLAP	\$250,000 - \$30,000,000						Roads, bridges, trails, transit systems and other facilities that improve multimodal transportation.	2025
AZ State Parks	Competitive OHV Grant		\$10,000 - \$750,000					State funded - no match Fed. Funded - 5.7% match	Various grant types - wayfinding, law enforcement, emergency and mitigation, development and/or maintenance of trails.	June

MetroPlan Funding Matrix

AZ State Parks	Heritage Fund – Non-Motorized Trails Grant		\$5,000 - \$100,000				★	75/25	Trail projects, outdoor environmental education programs, local, regional, and state parks, as well as historic preservation projects.	July
AZ State Parks	Recreational Trails Program - Non-Motorized	RTP	Up to \$150,000				★	94.3/5.7	Trail development, maintenance, pedestrian uses (hiking, running, ADA-accessibility improvements-trails, signs, education), bicycling, equestrian, off-road motorcycling, all-terrain vehicle riding,	
FRA/ADOT	Railway Highway Crossings Program	RHCP	TBD				★	100%	Eliminate hazards at crossings, decrease fatalities, protective devices, signage	

In-State Partnership Opportunity										
				Eligible Uses					NOFO*	
Source	Program	Abbreviation	Range Amount	Staff	Overhead	Planning	Construction	Match	Eligible Activity	Est. date
ADOT	Surface Transportation Block Grant	STBG	Varies (Formula based)				★		Bridges, public roads, and transit capital projects.	Dec. 2022
ADOT	Carbon Reduction Program	CRP	Varies (Formula based)						Transportation projects or programs that reduce congestion and improve air quality. CMAQ funding can be used for both capital and operating expenses.	
ADOT	Safe Routes to School Program	SRTS	Varies (Formula based)							
ADOT	National Electric Vehicle Infrastructure Formula Program	NEVI	Varies (Formula based)					80/20	<i>NEVI Formula funds will not be made available to a State for obligation until the State has submitted to the Joint Office of Energy and Transportation, and FHWA has approved, the State's Electric Vehicle Infrastructure Deployment Plan.</i>	

National Competitive Grants										
				Eligible Uses					NOFO*	
Source	Program	Abbreviation	Range Amount	Staff	Overhead	Planning	Construction	Match	Eligible Activity	Est. date
USDOT	Rebuilding American Infrastructure Sustainably and Equitably	RAISE	\$1,000,000 - \$25,000,000			★	★	Up to 100% federal share for "rural" projects	Local or regional projects that improve safety, environmental sustainability, quality of life, economic competitiveness, state of good repair, and community connectivity.	Jan. 2022
USDOT	Multimodal Projects Discretionary Fund: MEGA, INFRA, Rural Surface	MPDG: INFRA, MEGA, Rural Surface				★	★		<i>A single application is eligible for INFRA, MEGA, and Rural Surface Transportation Grants.</i>	
USDOT	Infrastructure for Rebuilding America	INFRA	\$5,000,000-\$25,000,000			★	★	60% grant cost share/80% Fed. Share (Max.)	Improve freight movements - safety, generate economic benefits, reduce congestion, enhance resiliency.	

MetroPlan Funding Matrix

National Competitive Grants										
				Eligible Uses						NOFO*
USDOT	Mega Grant	MEGA	No Min./Max.				★	60% grant cost share/80% Fed. Share (Max.)	Support large, complex projects that are difficult to fund by other means and likely to generate national or regional economic, mobility, or safety benefits.	
USDOT	Rural Surface Transportation Grant Program		\$25,000,000 max (no min.)				★	60% grant cost share/80% Fed. Share (Max.)	Highway, bridge, or tunnel projects that meet HPP or STBG projects criteria.	
FHWA	Advanced Transportation and Congestion Management Technologies Deployment	ATCMTD	\$5,000,000 - \$25,000,000			★	★		ATIS, ATMT, infrastructure maintenance and monitoring, APTS, TSP, advanced safety systems, ITS, elec. Pricing and payment systems, etc.	June
FRA	Consolidated Rail Infrastructure & Safety Improvement Program		TBD				★		Measures that prevent trespassing and injuries and fatalities associated with trespassing. Capital projects – such as track, station and equipment improvements, congestion mitigation, grade crossings, and track relocation, and deployment of railroad safety technology	Aug.
FTA	All Stations Accessibility Program	ASAP	TBD						Planning related to pursuing public transportation accessibility projects, assessments of accessibility, or assessments of planned modifications to legacy stations or facilities for passenger use.	July
FHWA	Bridge Investment Program		TBD						Replace, rehabilitate, preserve, protect bridges on the National Bridge Inventory. Modify for bike and peds.	
FHWA	Advanced Transportation Technologies & Innovative Mobility Deployment		TBD						Improve safety, mobility, efficiency, system performance, intermodal connectivity, and infrastructure return on investment	
FHWA	Highway Research & Development Program		TBD							
FRA	Railroad Crossing Elimination Program		TBD						Funds highway-rail or pathway-rail grade crossing improvements that focus on safety and mobility of people and goods.	
USDOT	Strengthen Mobility and Revolutionizing Transportation	SMART	TBD						ITS elements - smart grid, TSP, systems integration, connected vehicles, coordinated automation, etc.	Sep.

MetroPlan Funding Matrix

National Competitive Grants										
				Eligible Uses					NOFO*	
FTA	Pilot Program for Transit Oriented Development (Planning)		\$250,000 (min.)					80/20	Comprehensive planning, multimodal connectivity and accessibility, improve transit access for pedestrians and bicycle traffic, enable mixed-use development near transit	May
USDOT	Active Transportation Infrastructure Investment Program		TBD						Active transportation projects. This can include micromobility stations and vehicles as part of the active transportation network.	
USDOT	Safe Streets and Roads for All	SS4A	Planning: \$200,000 - \$1,000,000 (\$5m - MPO) Capital projects: \$5,000,000 - \$30,000,000 (\$50m- MPO)					80/20	1. Develop or update a Comprehensive Safety Action Plan. 2. Conduct planning, design, and development activities in support of an Action Plan. 3. Carry out projects and strategies identified in an Action Plan.	June
USDOT	Reconnecting Communities Pilot Program		Planning: Up to \$2,000,000 Capital projects: Up to \$5,000,000					80/20 (P) 50/50 (C)	Remove, retrofit, or mitigate highways or other facilities that create barriers to community connectivity. Planning: Traffic patterns, mobility needs, public engagement activities, other planning required in advance of capital project(s)	Summer 2022
FTA	Innovative Coordinated Access Grant		No Min./Max.					80/20	Innovative capital projects for the transportation disadvantaged that improve the coordination of non-emergency medical transportation services.	Oct.
FTA	Mobility for All		TBD					80/20	employing mobility management strategies, vehicle purchase, IT purchase, leasing equipment or a facility for use in public transportation etc.	Oct.
	Healthy Streets Program		TBD					80/20	supports expanding tree coverage, reductions in urban heat islands, and porous pavement installation in flood-prone areas	

Finance, Loans, Other										
				Eligible Uses					NOFO*	
Source	Program	Abbreviation	Range Amount	Staff	Overhead	Planning	Construction	Match	Eligible Activity	Est. date
USDOT	Transportation Infrastructure Finance and Innovation Act	TIFIA	Financing						Surface transportation projects - transit, electrification of buses, intermodal freight transfer facilities.	N/A

MetroPlan Funding Matrix

Finance, Loans, Other											
				Eligible Uses						NOFO*	
ADOT	Emergency Relief Program	ER								Natural or manmade disaster funds. Must be declared a disaster from the President of Governor. Funding can only be used to make repairs.	N/A

Non-Federal Grants										
				Eligible Uses						NOFO*
Source	Program	Abbreviation	Range Amount	Staff	Overhead	Planning	Construction	Match	Eligible Activity	Est. date
Private	AARP Livable Communities Grant		Average grant amount \$11,500 - no ceiling.						Transportation and Mobility: Connectivity, walkability, bikeability, wayfinding, access to transportation options and roadway improvements.	Jan.
Private/ CDC	America Walks Community Change Grants		Varies						Programs and projects that advance walkability	
Private	American Trails - Trail Fund		\$2,000 - \$15,000					20/80		Feb.
Private	Bloomberg Philanthropies		Up to \$25,000						Asphalt Art Initiative Grant	April
Private	People for Bikes – Big Jump Grant		Up to \$10,000					50%	Bike paths, lanes, trails and bridges. Bike racks, parking, repair stations, and storage	

*NOFO release dates are estimates based on 2022 and older release dates. Release dates are subject to change.

Items "greyed" will be updated as new information becomes available. Any funding amounts shown may represent previous awards.

RESOURCES:

https://www.whitehouse.gov/wp-content/uploads/2022/01/BUILDING-A-BETTER-AMERICA_FINAL.pdf

<https://www.whitehouse.gov/build/>

<https://t4america.org/ijja/?eType=EmailBlastContent&eId=e95adace-4f0e-4813-8cb9-a24b3c0ae2f7>

<https://www.transportation.gov/bipartisan-infrastructure-law/upcoming-notice-funding-opportunity-announcements-2022>



Eligibility Table

Annual Funding									
Source	Program	Abbreviation	Amount	Eligible Applicants					
Source	Program	Abbreviation	Amount	MetroPlan	City of Flagstaff	Coconino County	Mountain Line	ADOT	NAU
FHWA - ADOT	Metropolitan Planning	PL	\$110,000	✓					
FHWA - ADOT	State Planning & Research	SPR	\$125,000	✓					
FHWA - ADOT	Surface Transportation Block Grant	STBG	\$430,500	✓	✓	✓	✓	✓	✓
FTA	Metropolitan & Statewide Planning	5305	\$36,000	✓					
Local	General Funds	Local	\$27,500	✓					

In-State Competitive Grants									
Source	Program	Abbreviation	Range Amount	Eligible Applicants					
Source	Program	Abbreviation	Range Amount	MetroPlan	City of Flagstaff	Coconino County	Mountain Line	ADOT	NAU
FHWA-ADOT	Highway Safety Improvement Program	HSIP	\$5,000,000	✓	✓	✓		✓	✓
FHWA - ADOT	Transportation Alternative Program	TAP	\$1,000,000		✓	✓	✓	✓	✓
FHWA-ADOT	Bridge Formula Program (includes off-system bridges)	BFP	TBD		✓	✓			
FTA-ADOT	Metropolitan & Statewide Planning	5305	\$300,000	✓			✓		✓
FHWA - ADOT	Federal Lands Access Program	FLAP	\$250,000 - \$30,000,000						
FHWA - AZ State Parks	Competitive OHV Grant		\$10,000 - \$750,000	✓	✓	✓	✓	✓	✓
FHWA - AZ State Parks	Heritage Fund – Non-Motorized Trails Grant		\$5,000 - \$100,000	✓	✓	✓		✓	
FHWA - AZ State Parks	Recreational Trails Program	RTP	Up to \$150,000	✓	✓	✓		✓	
FRA/ADOT	Railway Highway Crossings Program	RHCP	TBD	✓	✓	✓		✓	✓

In-State Partnership Opportunity									
Source	Program	Abbreviation	Range Amount	Eligible Applicants					
				MetroPlan	City of Flagstaff	Coconino County	Mountain Line	ADOT	NAU
FHWA - ADOT	Surface Transportation Block Grant	STBG	Varies (Formula based)	✓	✓	✓	✓	✓	✓
FHWA - ADOT	Carbon Reduction Program		Varies (Formula based)	✓					
FHWA - ADOT	Safe Routes to School Program	SRTS	Varies (Formula based)						
FHWA - ADOT	National Electric Vehicle Infrastructure Formula Program	NEVI	Varies (Formula based)						

National Competitive Grants									
Source	Program	Abbreviation	Range Amount	Eligible Applicants					
				MetroPlan	City of Flagstaff	Coconino County	Mountain Line	ADOT	NAU
USDOT	Rebuilding American Infrastructure Sustainably and Equitably	RAISE	\$1,000,000 - \$25,000,000	✓	✓	✓		✓	
USDOT	Multimodal Projects Discretionary Fund: MEGA, INFRA, Rural Surface	MPDG: INFRA, MEGA, Rural Surface		<i>See information below</i>					
USDOT	Infrastructure for Rebuilding America	INFRA	\$5,000,000-\$25,000,000		✓	✓	✓	✓	
USDOT	Mega Grant	MEGA	No Min./Max.	✓	✓	✓	✓	✓	
USDOT	Rural Surface Transportation Grant Program		\$25,000,000 max (no min.)	✓	✓	✓		✓	
FHWA	Advanced Transportation and Congestion Management Technologies Deployment	ATCMTD	\$5,000,000 - \$25,000,000	✓	✓	✓	✓	✓	✓
FRA	Consolidated Rail Infrastructure & Safety Improvement Program		TBD	✓	✓	✓	✓	✓	

FTA	All Stations Accessibility Program	ASAP	TBD	✓	✓	✓	✓	✓	
FHWA	Bridge Investment Program		TBD		✓	✓	✓	✓	
FHWA	Advanced Transportation Technologies & Innovative Mobility Deployment		TBD						
FHWA	Highway Research & Development Program		TBD						
FRA	Railroad Crossing Elimination Program		TBD	✓	✓	✓		✓	
USDOT	Strengthen Mobility and Revolutionizing Transportation	SMART	TBD	✓	✓	✓	✓	✓	
FTA	Pilot Program for Transit Oriented Development		TBD	✓	✓	✓	✓	✓	
USDOT	Active Transportation Infrastructure Investment Program		TBD	✓	✓	✓		✓	
USDOT	Safe Streets and Roads for All	SS4A	Planning: \$200,000 - \$1,000,000 (\$5m - MPO) Capital projects: \$5,000,000 - \$30,000,000 (\$50m- MPO)	✓	✓	✓	✓		
USDOT	Reconnecting Communities Pilot Program		Planning: Up to \$2,000,000 Capital projects: Up to \$5,000,000	✓	✓	✓		✓	
FTA	Innovative Coordinated Access Grant		No Min./Max.		✓	✓	✓		
FTA	Mobility for All		TBD		✓	✓	✓		
USDOT	Healthy Streets Program		TBD						

Finance, Loans, Other									
				Eligible Applicants					
Source	Program	Abbreviation	Range Amount	MetroPlan	City of Flagstaff	Coconino County	Mountain Line	ADOT	NAU
USDOT	Transportation Infrastructure Finance and Innovation Act	TIFIA	Finance		✓	✓			
ADOT	Emergency Relief Program	ER			✓	✓			
Non-Federal Grants									
				Eligible Applicants					
Source	Program	Abbreviation	Range Amount	MetroPlan	City of Flagstaff	Coconino County	Mountain Line	ADOT	NAU
Private	AARP Livable Communities Grant		Average grant amount \$11,500 - no ceiling.	✓	✓	✓	✓		
Private/ CDC	America Walks Community Change Grants		Varies						
Private	American Trails - Trail Fund		\$2,000 - \$15,000	✓	✓	✓	✓		
Private	Bloomberg Philanthropies		Up to \$25,000						
Private	People for Bikes – Big Jump Grant		Up to \$10,000	✓	✓	✓	✓	✓	✓